



# State and National Report

July 2020

## In This Issue:

- Royal Commission
- Keelty Review
- LGA Quiet Achievers
- Climate outlook
- Fruit-Fly Outbreak
- COVID-19
- Items of Interest



Photo by Elizabeth Mapletoft – Keelty Review

## KEELTY REVIEW

In January 2020 an Independent Review into the 2019-20 South Australian bushfires was announced to assist in planning for the 2020-21 fire season.

The review found that across the emergency services sector the response was remarkable considering the conditions faced were the worst on record. It also made 15 recommendations including the need for investment in enhanced technology like

## ROYAL COMMISSION

The Royal Commission into the National Natural Disaster Arrangements has been continuing despite limitations due to COVID-19. Initial submissions and Hearing Block 1 are complete. Hearing Block 2, which commenced on 16 June, will focus on:

- Hazard reduction – the division of responsibilities between levels of government; theory; fuel load management and Indigenous land and fire practices.
- Local, state and territory and Australian governments – responsibilities and actions taken by local governments in relation to preparation for, response to and recovery from natural disasters.

Further information, including witness lists, transcripts and videos can be [found here](#).



Automatic Vehicle Location (AVL) Systems, turnover protection systems, new trucks and a single source of truth and information for community and stakeholders.

In response, the State Government has committed to implement a significant number of immediate action items. The total funding response includes \$48.5 million and includes new trucks and equipment for volunteers, better protection for our critical assets, enhanced communications and technology and improved information before and during bushfires. This includes \$16.7 million in federal and state funding which will be invested over five years for the South Australian Disaster Risk Reduction Grants Program.

A further response into the remaining actions will be delivered by 30 September.

The Review was released in July 2020 and can be [accessed here](#).

Bushfire Impact data 2019/2020 from Keelty Review

## QUIET ACHIEVERS

The summer of 2019-20 was a very busy one for local government, with councils playing key roles supporting their communities and the emergency services through fires, storms and other incidents. The LGA has prepared a short video and summary publication to tell the story of how the sector came together across a number of incidents.





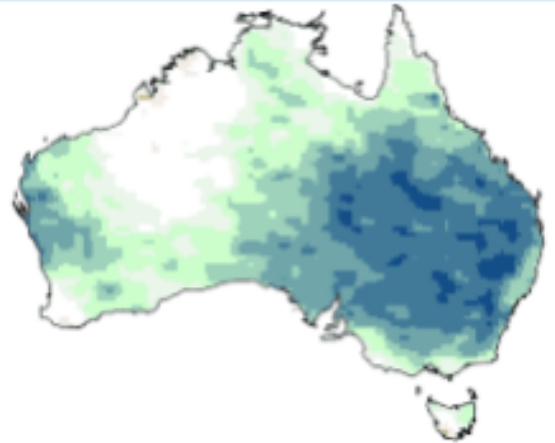
## CLIMATE OUTLOOK & PREPAREDNESS BRIEFING

The remainder of July is likely to be drier than average in the southeast of the country. In contrast, the outlook for August to October indicates a wetter than average three-month period for most of the eastern two thirds of Australia, and parts of WA. Both days and nights are likely to be warmer than average across Australia during August to October, though chances of warmer or cooler than average days are roughly equal across SA. Temperatures in the tropical Pacific Ocean are likely to continue to cool, with La Niña thresholds potentially being reached during spring. This cooling is likely to be driving the wet outlook for much of eastern Australia in the coming months.

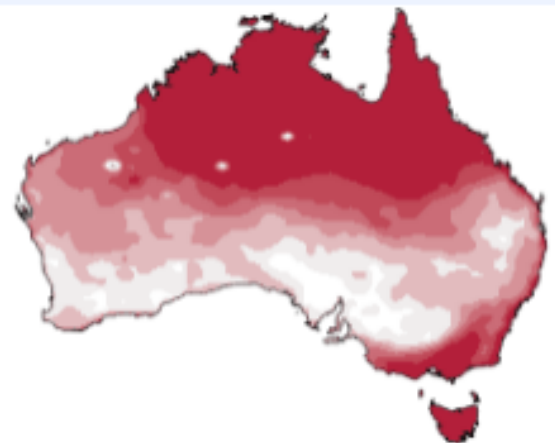
State Emergency Service (SES) confirmed that Memorandums Of Understandings (MOUs) are now in place with the Local Government Association and councils for storage and distribution of sandbags. There are now also multiple self-serve sandbag caches available throughout the state. 400 local government staff have completed the iResponda swiftwater risk awareness sessions.

Department for Environment and Water (DEW) have advised they have a number of new flow and rainfall gauges and further flash flooding forecasting is being developed.

Rainfall



Temperature: maximum

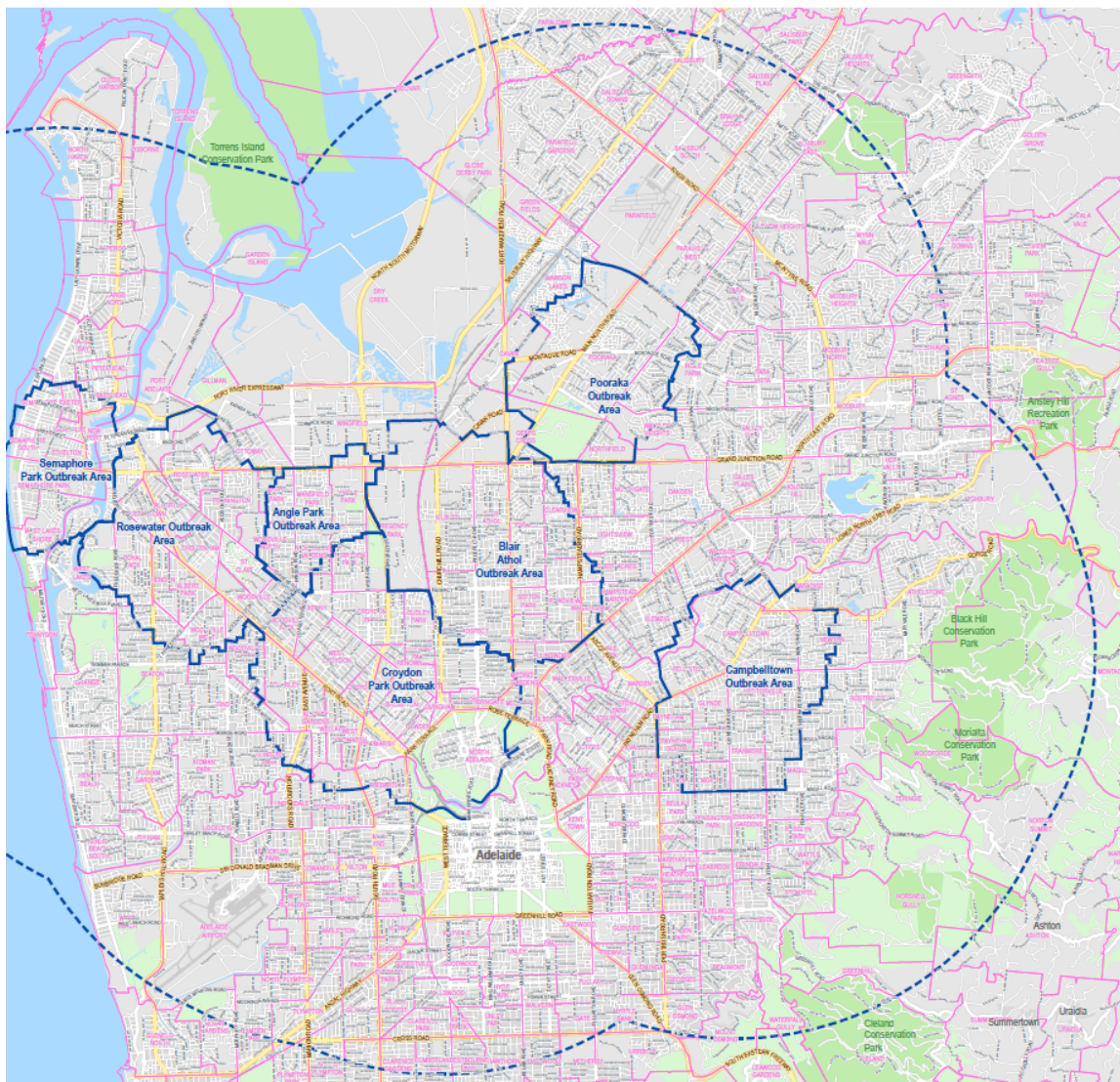


Outlook video



Sourced from [Bureau of Meteorology's website](https://www.bom.gov.au/climate/outlook/)





## Fruit Fly Outbreaks Metropolitan Adelaide

Market Access  
As at 4 June 2020

- Outbreak area boundary
- Suspension area boundary
- Suburb boundary

For up to date information on current fruit fly outbreaks, visit  
[https://pir.sa.gov.au/biosecurity/fruit\\_fly/outbreaks\\_detections](https://pir.sa.gov.au/biosecurity/fruit_fly/outbreaks_detections)



0 1 2  
kilometres

Map produced date 09 June 2020  
Map produced by PIRSA Insights & Geospatial, 201179  
Data sources Government of South Australia



## FRUIT FLY OUTBREAKS

In South Australia there are currently a number of fruit fly outbreaks, including some that overlap. A fruit fly outbreak is declared by Primary Industries and Regions SA (PIRSA) when fruit fly are detected through maggot infested fruit or through the presence of flies in our surveillance traps. In South Australia there are currently a number of fruit fly outbreaks, including some that overlap. A fruit fly outbreak is

declared by Primary Industries and Regions SA (PIRSA) when fruit fly are detected through maggot infested fruit or through the presence of flies in our surveillance traps. Once a fruit fly outbreak is declared, PIRSA establishes a 1.5 km outbreak area and a 7.5 km suspension area around the detection site, and an eradication program begins. PIRSA works with residents and workplaces to locate and remove fruit fly from the area.

To check which suburbs are affected, current end dates on suspensions and get further information, see [PIRSA's website](https://pirsa.gov.au/biosecurity/fruit_fly/outbreaks_detections).



# COVID-19 STATS - SOUTH AUSTRALIA

## COVID-19 dashboard

Tuesday 21 July 2020

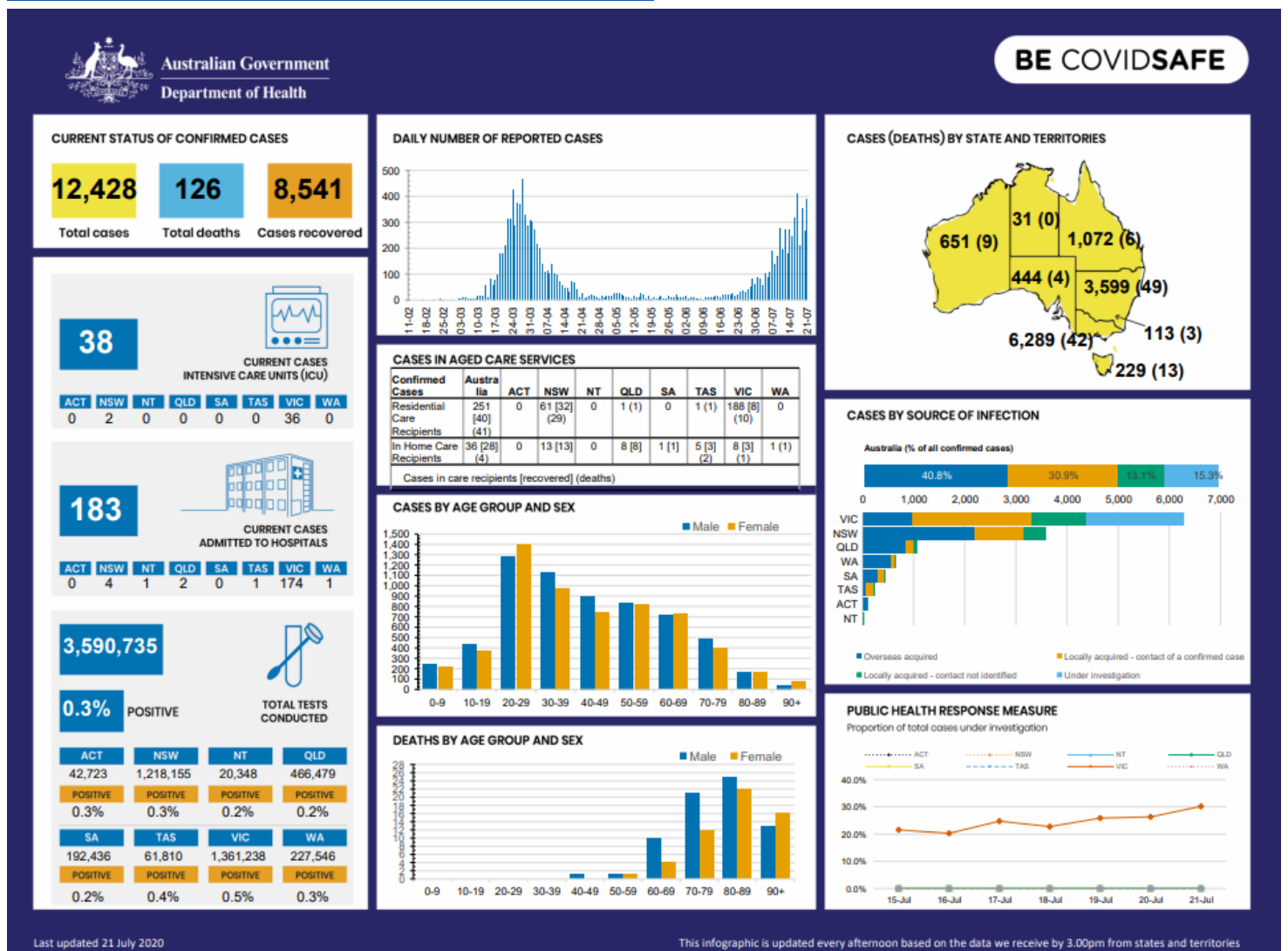
This information is updated every day following the release of national data at approximately 5:30 pm. The data displayed is based on data current at 2:00 pm the same day.

New cases today - SA	Total cases - SA	ICU - SA	Deaths - SA
0	444	0	4



Dashboard and heatmaps sourced from [SA Health Website](#) - Heatmaps show total cases to date

# COVID-19 STATS - NATIONAL





## ITEMS OF INTEREST

**Recovery Matters** have a number of recorded webinars [available to view on demand](#). The current topics include:

- What is Disaster Recovery
- Community-Led Recovery
- Recovery Leadership
- Youth Voice and Agency in Recovery



**Neil Dufty** provides links to a range of articles relating to emergencies and disaster resilience. Below are a selection of links from this week. You can access the full list or any previous lists [here](#).

- [India - Floods and Landslides in Arunachal Pradesh Leave 8 Dead](#)
- [Indonesia - 5 Major Flood Incidents During First Days of July](#)
- [Monsoon Rains Pummel South Asia, Displacing Millions](#)
- [Responding to the changing climate in the built environment](#)
- [COVID-19, climate and resilience](#)
- [New climate predictions assess global temperatures in coming five years](#)
- [Prescribed Burning in Australasia Book Launch](#)
- [40:40:20 - Balancing the gender ratio](#)
- [South Australian firefighters to face upcoming fire season with more trucks, improved equipment](#)
- [How Wildfires Have Triggered A Spike In Domestic Violence In Australia](#)
- [The Mediating Effect of Community Leadership on Community Resilience Elements and Community Preparedness](#)